

Thank you to use ST-7.

Please read this manual thoroughly before operating the unit.

- **Caution:** They might damage the grip portion of a camera if you lift a camera up with only the grip portion or install a receiver of the wireless microphone, a hard disk back up unit, etc to the battery shoe of ST-7.


A small camera applicable to ST-7 is designed to be used as it is. We recommend you to use ST-7 as a support equipment. It is not applied to the operation which gives a big weight pressure to the grip portion and the application to use a wireless receiver and a hard disk back up unit together.

■ **Main Features**

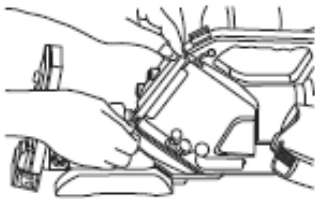
It is applicable to the Sony PMW-EX3. It can be installed to the Sony tripod base VCT-14/U14.

■ **Operation**

1. Install ST-7 to the bottom of a handy camera with the guide pin.

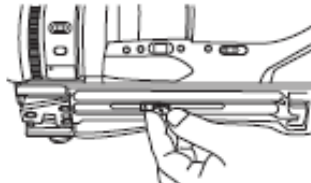


3. If the camera is PMW-EX3, hang the stay on the belt hook on the rear portion of the camera



and fix it with the screw as pressing it downward.

2. Tighten the camera screw to fix it to a camera.



4. If the power is supplied to a camera from ST-7, please use the optional power cable DC-EX3, DC-CS1 or DC-Z7J.

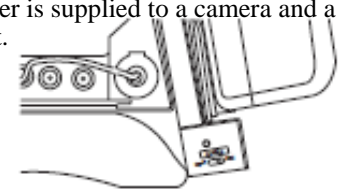


DC-EX3 (PMW-EX3/EX1), DC-CS1 (HVR-A1, etc), DC-Z7J (HVR-Z1)

5. Install a lithium-ion battery to the rear portion of ST-7.



6. Turn on the POWER SW on the bottom of the rear portion of ST-7. LED indicator lights up and the power is supplied to a camera and a light.



7. Conversion cables which are supplied to a camera can be connected with the BNC-BNC relay connector.

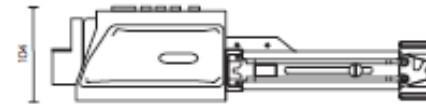
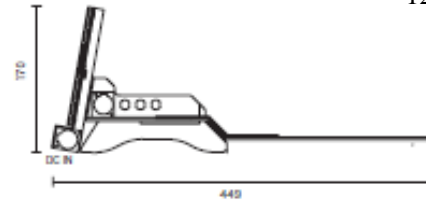
8. ST-7 can be installed to the Sony tripod base VCT-14/U14 to install to a tripod.

■ **DC OUT CONNECTOR**

Out puts 8.4V for a camera and 12V for a wireless

1	DC12V(G)
2	DC8.4V(G)
3	DC8.4V(+)
4	DC12V(+)

■ **Outside dimensions**



■ **Specifications**

- XLR4 DC INx1(12V) ● XLR4 DC OUTx1(12V)
- MINI4P DC OUTx1(12V/8.4V)
- Lithium ion battery input x1
- Tripod screw 1/4inch camera screw with rotation prevention x1. Tripod screw x1 (spare)
- BNC extension terminal x3
- The circuit is equipped to supply the power to a camera when the Canon 4P output is shorted. A light can be used.
- Just fit shoulder pad is used.
- Operation temperature: 0°C - 40°C
- Storage temperature: -20°C - 60°C
- Outside dimensions: 104x170x449mm (WxHxD)
- Weight: approx. 1.2Kg



Attention on safety

Please guard.




The case where it is used by professional
Tec commodity common optional AC is contained.

It explains the guard without fail to prevent the damage to harm
and the property to the person and other people who use it beforehand as follows.

- It divides in the following table, and it explains the level of harm and the damage caused when a usage wrong as the content of the display is disregarded is done.







	Warning	The column of this display is "The possibility of owing the death or the serious injury, etc. is assumed" content.
	Attention	The column of this display is "The possibility that only the possibility or the physical loss or damage in which the trouble is owed occurs is assumed" content

- It divides by the following picture display, and it explains the kind of the guarded content.
(The following are one picture display example.)

	Such a picture display is an attentive "Attention rousing" content that wants to hold.
	Such a picture display is "Prohibition" content that cannot be done.
	Such a picture display is "Compulsion" content executed without fail.

About use







 Warning

 <p>Neither a container where water entered on this machine nor a small metallic thing are put.</p> <p>Prohibition</p>	 <p>The foreign body is not inserted, and not dropped from the opening of the equipment.</p> <p>Prohibition</p>	 <p>This machine is not remodeled.</p> <p>Resolution prohibition</p>
 <p>It doesn't use it in the water place.</p> <p>Water place use prohibition</p>	 <p>Neither the back cap, the cabinet nor the cover, etc. of this machine are removed.</p> <p>Resolution prohibition</p>	 <p>It is done to wet the equipment and watertight.</p> <p>Prohibition</p>

About use

 Attention

About maintenance

 <p>A heavy thing is not put on this machine.</p> <p>Prohibition</p>	 <p>It doesn't take this machine.</p> <p>Prohibition</p>	 <p>When maintaining it, the switch is turned off for safety.</p> <p>The power supply is pulled out.</p>
 <p>When not using it, the power supply is pulled out for safety.</p> <p>The power supply is pulled out.</p>	 <p>The power supply is pulled out, and an external code is removed when moving.</p> <p>The power supply is pulled out.</p>	 <p>The consultation of an internal cleaning is : to the shop about once a year.</p> <p>Compulsion</p>