

Thank you to use HA-50S.  
Please read this manual thoroughly before operating the unit.

### ■ Composition of HA-50S



1. Install the metal A to the right or left side of the helmet.



2. Fix to the helmet with these screws.

Caution: Please take care not to tighten screws so strong. There is possibility that the helmet is bruised. There is possibility to fall off when the screw is loose oppositely.



3. Install the metal B to the camera.  
\*Please read the operation manual of the camera about the installation of the camera.



4. Install the metal B to the metal A by sliding from upper side.

5. Push ① part to remove the metal.  
\* Please confirm if it is locked without fail.

### ■ Caution

This good is specially designed for helmets.  
There is possibility not to be attached to some kind of helmet.  
Weight of the installed camera is up to 300g.  
Please use it with taking care not to fall down the camera.  
We accept the repair of the attachment only.  
Please not to use it in dangerous place.

### ■ Specifications

Size: 71(W) x 52(H) x 92(D)mm  
Weight: approx. 180g



# Attention on safety

Please guard.




The case where it is used by professional  
Tec commodity common optional AC is contained.

It explains the guard without fail to prevent the damage to harm  
and the property to the person and other people who use it beforehand as follows.

- It divides in the following table, and it explains the level of harm and the damage caused when a usage wrong as the content of the display is disregarded is done.







	Warning	The column of this display is "The possibility of owing the death or the serious injury, etc. is assumed" content.
	Attention	The column of this display is "The possibility that only the possibility or the physical loss or damage in which the trouble is owed occurs is assumed" content

- It divides by the following picture display, and it explains the kind of the guarded content.  
(The following are one picture display example. )

	Such a picture display is an attentive "Attention rousing" content that wants to hold.
	Such a picture display is "Prohibition" content that cannot be done.
	Such a picture display is "Compulsion" content executed without fail.

About use







 Warning

 <p>Neither a container where water entered on this machine nor a small metallic thing are put.</p> <p>Prohibition</p>	 <p>The foreign body is not inserted, and not dropped from the opening of the equipment.</p> <p>Prohibition</p>	 <p>This machine is not remodeled.</p> <p>Resolution prohibition</p>
 <p>It doesn't use it in the water place.</p> <p>Water place use prohibition</p>	 <p>Neither the back cap, the cabinet nor the cover, etc. of this machine are removed.</p> <p>Resolution prohibition</p>	 <p>It is done to wet the equipment and watertight.</p> <p>Prohibition</p>

About use

 Attention

About maintenance

 <p>A heavy thing is not put on this machine.</p> <p>Prohibition</p>	 <p>It doesn't take this machine.</p> <p>Prohibition</p>	 <p>When maintaining it, the switch is turned off for safety.</p> <p>The power supply is pulled out.</p>
 <p>When not using it, the power supply is pulled out for safety.</p> <p>The power supply is pulled out.</p>	 <p>The power supply is pulled out, and an external code is removed when moving.</p> <p>The power supply is pulled out.</p>	 <p>The consultation of an internal cleaning is : to the shop about once a year.</p> <p>Compulsion</p>