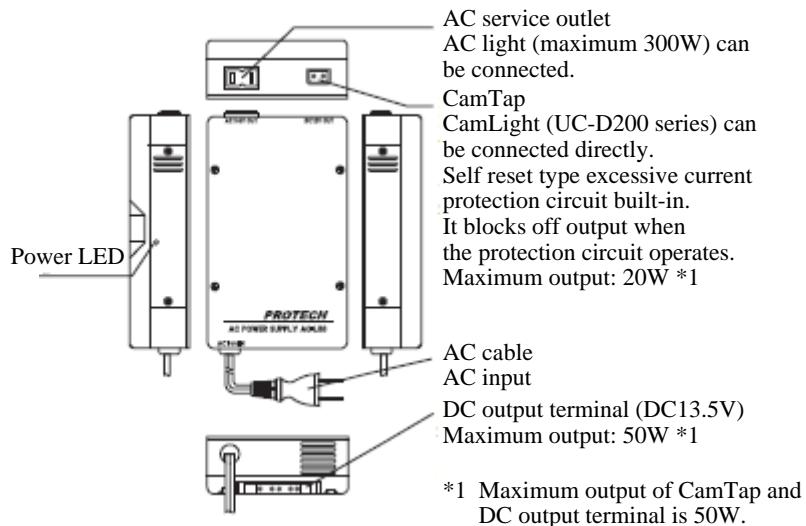


PROTECH Direct-attach power supply unit AC-L50 Operating Instructions

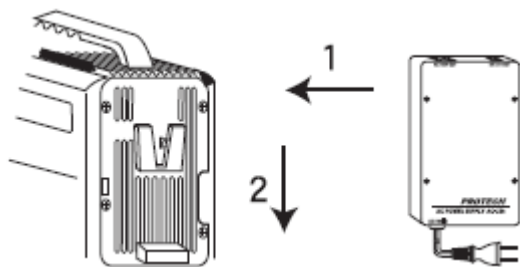
Thank you to use AC-L50.
Please read this manual thoroughly before operating the unit.

Names of Parts

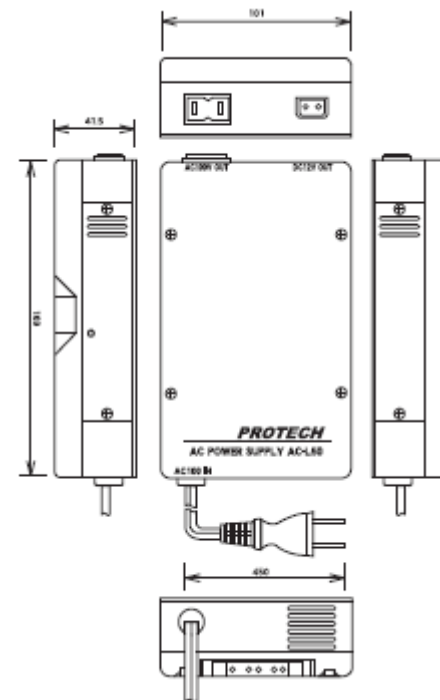


Operating Instructions

1. Make AC-L50 slide to the underside according to the battery metal fittings of the camera in the direction where the AC cable becomes the bottom and lock it.
2. Insert a AC cable in the AC electric outlet and confirm that the power LED lights up on the left side surface.



Dimensions



Specifications

- Output CamTap (DC13.5V)
AC service outlet
DC output terminal (DC13.5V)
- Input AC85V - 240V (50Hz / 60Hz)
- Operation temperature: 5°C - 45°C
- Storage temperature: -20°C - 65°C
- Weight: approx. 570g
- Accessory: 4C extension cable