

PROTECH®

9-pin Remote Selector

HS-2000

Operating Instructions

Before operating the unit, please read this manual thoroughly and retain it for future reference.



Attention on safety

Please guard.

The case where it is used by professional Tec commodity common optional AC is contained.

It explains the guard without fail to prevent the damage to harm and the property to the person and other people who use it beforehand as follows.

- It divides in the following table, and it explains the level of harm and the damage caused when a usage wrong as the content of the display is disregarded is done.



	Warning	The column of this display is "The possibility of owing the death or the serious injury, etc. is assumed" content.
	Attention	The column of this display is "The possibility that only the possibility or the physical loss or damage in which the trouble is owed occurs is assumed" content.

- It divides by the following picture display, and it explains the kind of the guarded content. (The following are one picture display example.)

	Such a picture display is an attentive "Attention rousing" content that wants to hold.
	Such a picture display is "Prohibition" content that cannot be done.
	Such a picture display is "Compulsion" content executed without fail.






About the installation

 Warning

	It doesn't put it on an unstable place.		A heavy thing is not put on the power supply code.		It doesn't set it up in the water place.
Prohibition		Prohibition		Water place use prohibition	

About the processing in abnormal circumstances

 Warning

	When this machine is dropped or is damaged, the power on/off switch is cut.		When water etc. enter in this machine, the power on/off switch is cut.		When the foreign body enters in this machine, the power on/off switch is cut.
The power supply is pulled out.	The power supply is pulled out.	The power supply is pulled out.	The power supply is pulled out.	The power supply is pulled out.	
	Smoke has risen, and when it is abnormal of hearing a strange smell and the sound etc. the power on/off switch is cut.		When the power supply code hurts, it exchanges it.		
The power supply is pulled out.	Compulsion				

Attention on safety

Please guard.

About use



Warning

 <p>Neither a container where water entered on this machine nor a small metallic thing are put.</p> <p>Prohibition</p>	 <p>The foreign body is not inserted, and not dropped from the opening of the equipment.</p> <p>Prohibition</p>	 <p>This machine is not remodeled.</p> <p>Resolution prohibition</p>
 <p>It doesn't use it in the water place.</p> <p>Water place use prohibition</p>	 <p>Neither the back cap, the cabinet nor the cover, etc. of this machine are removed.</p> <p>Resolution prohibition</p>	 <p>It is done to wet the equipment and watertight.</p> <p>Prohibition</p>

About use



Attention

About maintenance

 <p>A heavy thing is not put on this machine.</p> <p>Prohibition</p>	 <p>It doesn't take this machine.</p> <p>Prohibition</p>	 <p>When maintaining it, the switch is turned off for safety.</p> <p>The power supply is pulled out.</p>
 <p>When not using it, the power supply is pulled out for safety.</p> <p>The power supply is pulled out.</p>	 <p>The power supply is pulled out, and an external code is removed when moving.</p> <p>The power supply is pulled out.</p>	 <p>The consultation of an internal cleaning is : to the shop about once a year.</p> <p>Compulsion</p>

About after-sales service

Our product is a free repair guarantee of one year.
(I hope the carriage etc. in the customer's share.)

It does to a repair for a fee for the commodity that passes a free guaranteed term.

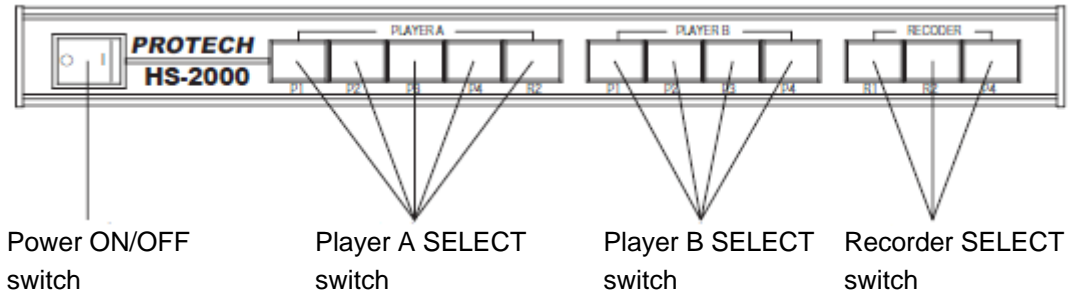
Please request the repair to the shop or our support center of purchase.

Table of contents

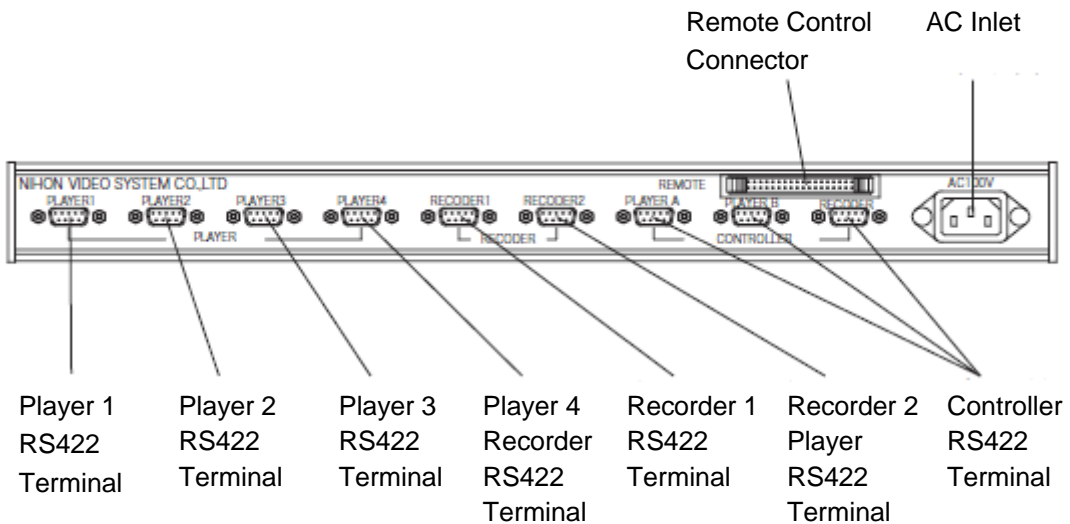
WARNING	2-3
Names and Functions of Parts	5
Operation	6
Dimensions	7
Main Specifications	7

Names and Functions of Parts

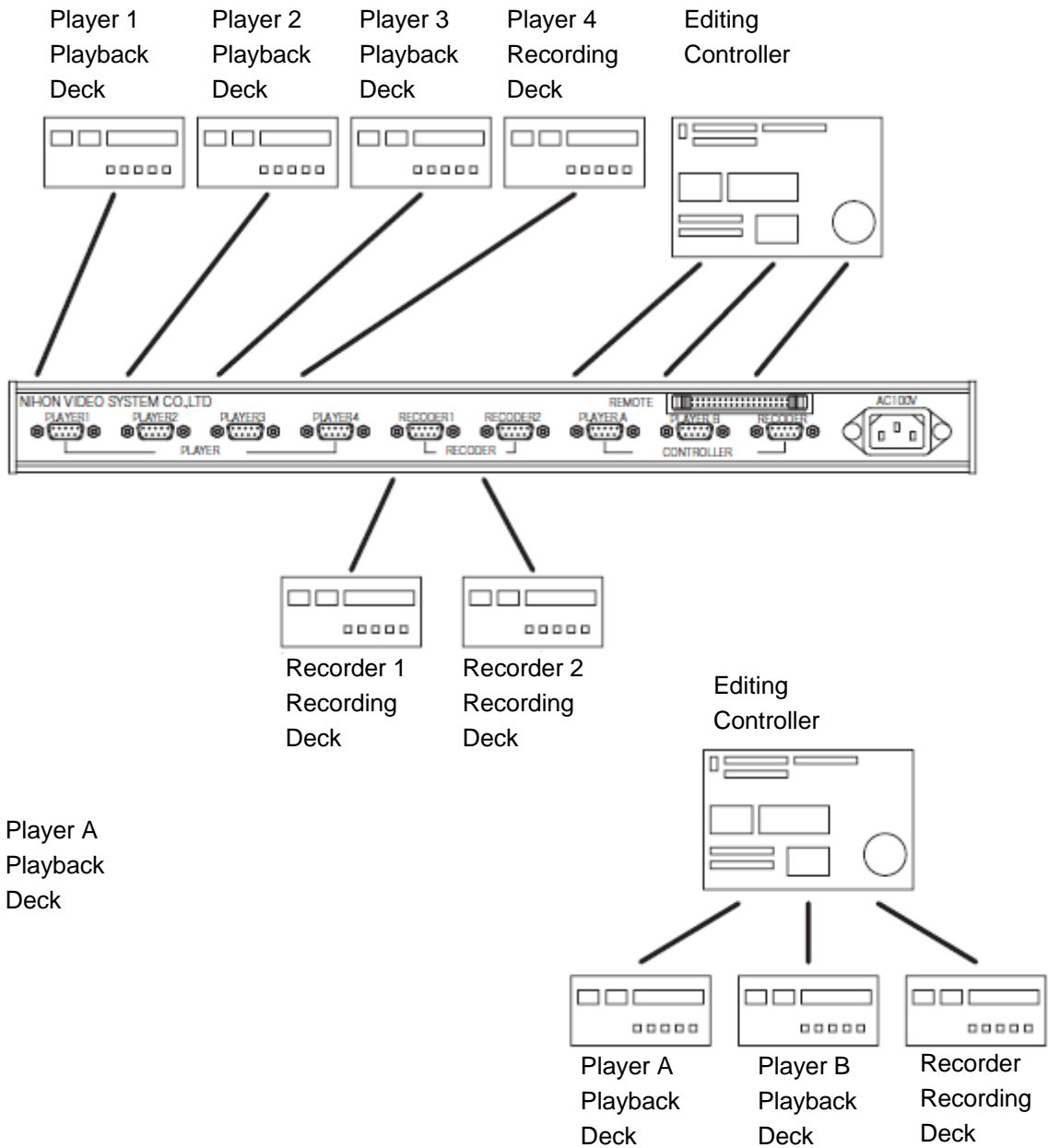
Front panel



Rear panel



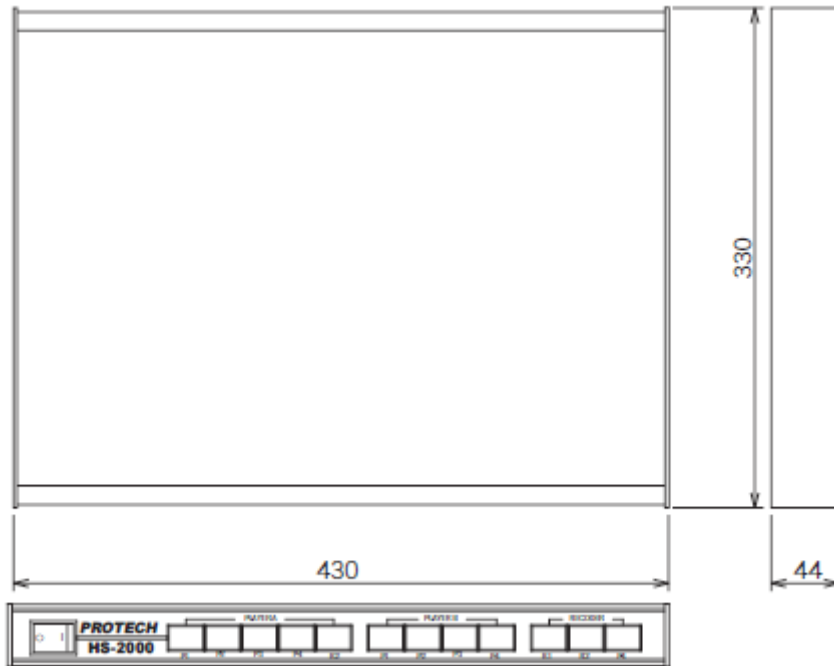
Operation



4. Push 1 – 4 switch, chosen switch lights up and video and audio signals of the channel are output.

Note) When the power is not ON, signals of channel 1 are output.

Dimension



Main Specifications

HS-2000 Specifications

Terminal	Kind of change signal	D-sub 9pin RS-422
	PLAYER connect terminal	D-sub 9pin x 4
	RECORDER connect terminal	D-sub 9pin x 2
	CONTROLLER connect terminal	PLAYER x 2, RECORDER x 1
Power	Power supply	AC 100-240V
	Power consumption	Approx. 5W
General	Temperature Operation	From 0 degree C to 40 degree C
	Storage	From -20 degree C to 60 degree C
	Weight	Approx. 2.8kg
	Dimension	430x44x330mm (WxHxD)
Accessory	AC cable, Rack-mount hardware	